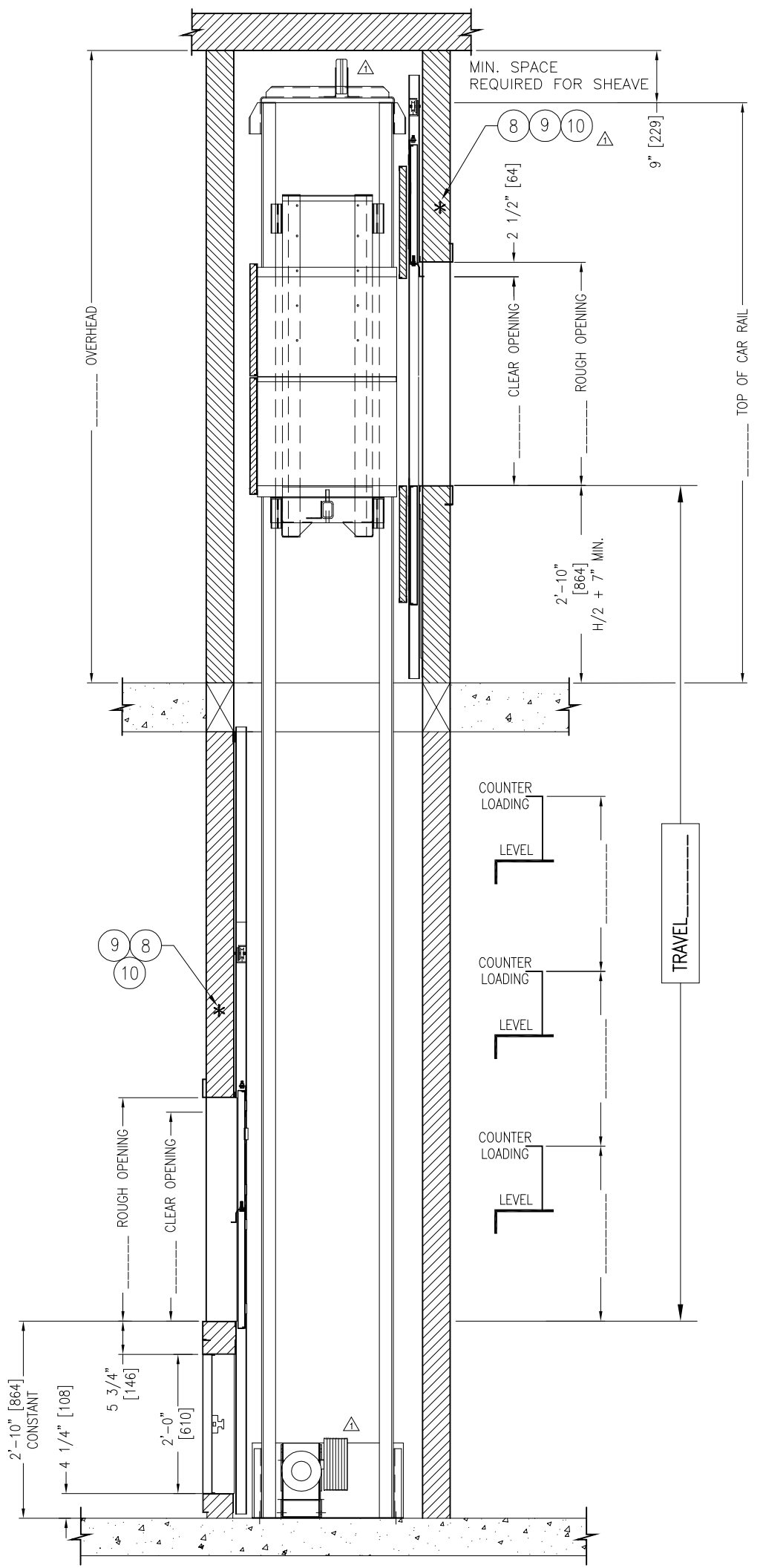
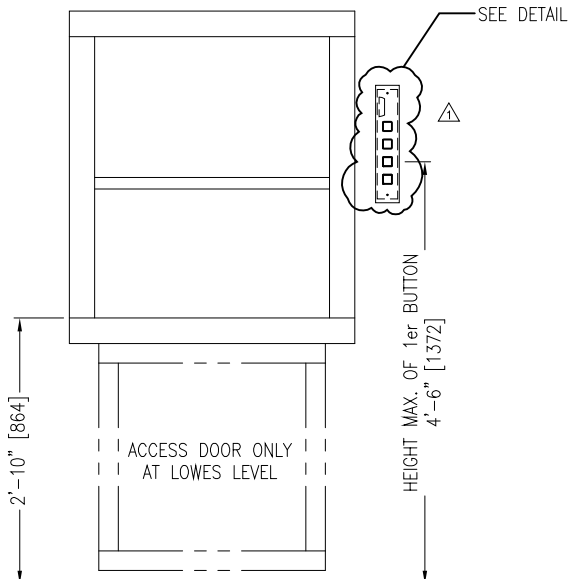


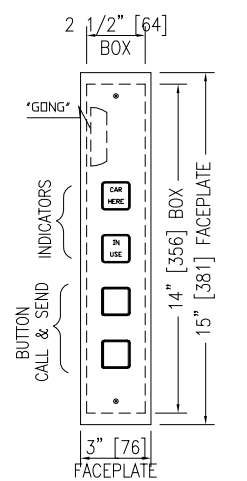
FRONT OPENING



FRONT & REAR OPENING



VIEW FACE



DETAIL BUTTON

	HEIGHT CAB	OVERHEAD MIN.	COUNTER LOADING
<input type="checkbox"/>	24"	109"	42"
<input type="checkbox"/>	30"	109"	34"
<input type="checkbox"/>	36"	109"	34"
<input type="checkbox"/>	48"	124"	34"

1	JUN.15'11	GENERAL REVISION	E.C.
0	AVR.06'05		
REV.:	DATE:	DESCRIPTION:	BY:
DRAWING NAME: PLAN ARRANGEMENT GENERAL DUMBWAITER			
CAR: ELEVATION VIEW "CANTILEVER" TYPE			
DETAIL: CAPACITY _____ LBS			
FRONT OR FRONT & REAR			
PROJECT NAME:			
LOCATION:			
DRAWN BY:		VERIFIED BY:	DATE:
REF.:		DRAWING #:	SCALE: N.T.S.
		SHEET: 2/2	REV: 1

**GLOBAL TARDIF**

ELEVATOR MANUFACTURING GROUP INC.